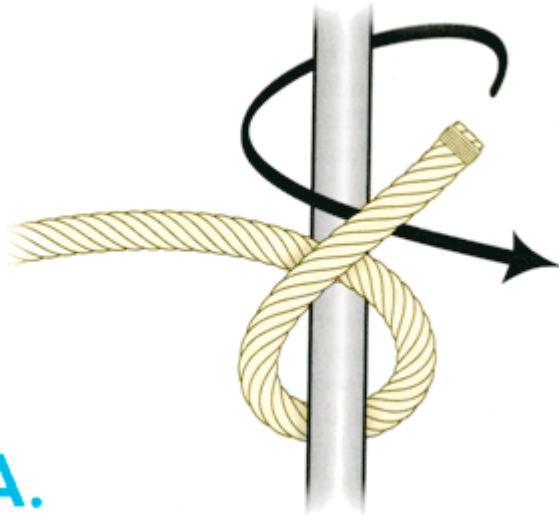


## Clove hitch (for tall piles)

A tenacious slip knot, the clove hitch is used to attach a line to a round pile.


When tied around a wooden pile, it won't slip even if the pile is tapered. It's also easy to tie and untie under a strain.

However, if the load moves back and forth, the knot will rotate, allowing the working part to pull out and the bitter end to be drawn in, untying the knot. You can prevent this by adding two half hitches with the bitter end around the working part.




**A.**

Practice tying this knot around a vertical cylinder. Start with a bitter end long enough to wrap around the post twice with 2 feet of line left over for the half hitches. Wrap the bitter end around the post. When you come back to the working part, pass under it and immediately cross over the wrap you just made so the second wrap is on top of the first.



**B.**

Make the second wrap in the same direction as the first. When you come to the crossing, pass the bitter end under and pull tight.



C.

On the back side of the knot, the two wraps should be parallel and tight. On the front side, the crossing should go from the bottom turn across both the bitter end and the working part to the top turn.